

How to Measure?

To choose the correct size for you, measure your body as follows:

1. CHEST

Measure under your arms around the fullest part of your chest.

2. WAIST

Measure around natural waistline, keeping the tape a bit loose.

3. HIP

Measure around the fullest part of your body at the top of your leg.

4. BODY HEIGHT
Between two sizes?

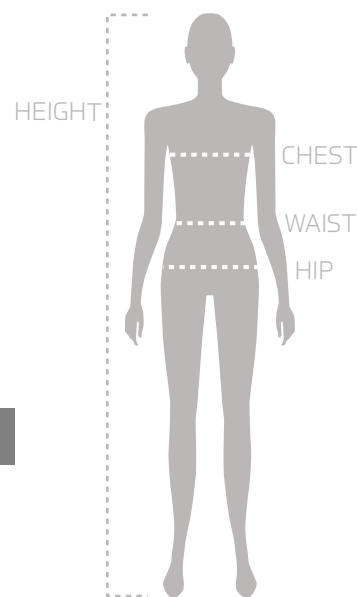
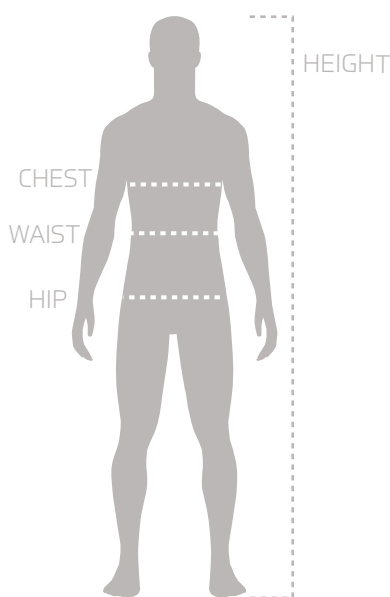
Do you like a tight fit? Go for the small size.

Loving the looser fit? Go for the larger size.

We offer two cuts for men's cycling jerseys -

RACE CUT is a tighter, shortened, closer fitting cut.

CLUB CUT is a longer, more relaxed loose fit.

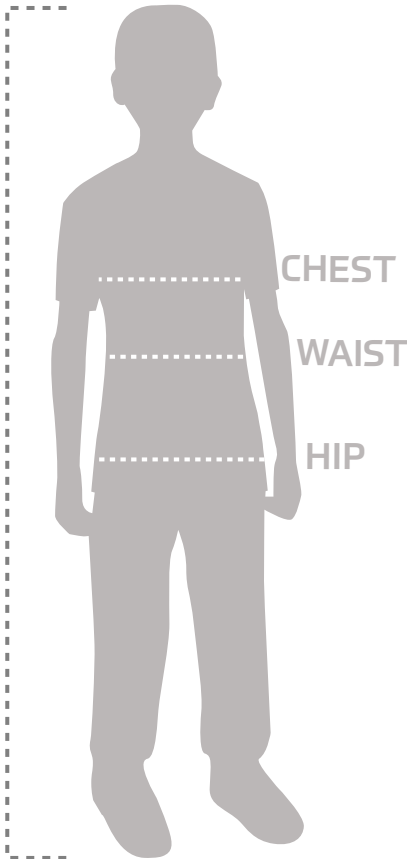

MEN'S SIZING

	Height (cm)	Chest (cm)	Waist (cm)	Hip (cm)
X Small	165 and under	84 - 89	66 - 71	84 - 89
Small	163 - 173	89 - 94	71 - 76	89 - 94
Medium	170 - 180	97 - 102	76 - 81	97 - 102
Large	178 - 188	102 - 107	81 - 86	102 - 107
X Large	185 - 195	107 - 112	86 - 91	107 - 112
2X Large	191 and up	112 - 117	91 - 97	112 - 117
3X Large	191 and up	117 - 122	97 - 102	117 - 122

WOMEN'S SIZING

	Height (cm)	Chest (cm)	Waist (cm)	Hip (cm)
X Small	157 and under	76 - 81	56 - 61	79 - 84
Small	155 - 165	81 - 86	64 - 69	86 - 89
Medium	163 - 173	86 - 91	69 - 74	91 - 97
Large	170 - 180	91 - 97	76 - 81	99 - 104
X Large	178 and up	99 - 104	84 - 89	107 - 112
2X Large	178 and up	104 - 109	91 - 97	114 - 119
3X Large	178 and up	109 - 114	97 - 102	119 - 127

This size guide is intended for reference only and sizing may vary according to the style, fabric and fit of the actual garment. Kindly contact your local CS Office for fitting samples if needed.

HEIGHT

How to Measure?
1. CHEST

Run a flexible tape measure across the fullest area of the chest, holding the tape measure horizontally

2. WAIST

Wrap the tape measure around the narrowest part of the waist, keeping the tape horizontally

3. HIP

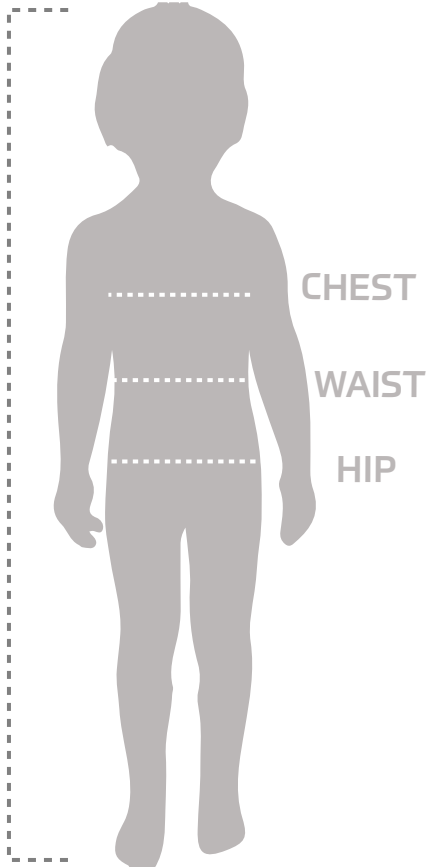
Measure around the fullest part of your body at the top of your leg.

4. BODY HEIGHT
Between two sizes?

Do you like a tight fit? Go for the small size. Loving the looser fit? Go for the larger size.

SIZE	AGE (for ref only)	Height (cm)	Chest (cm)	Waist (cm)	Hips (cm)
X Small	7-8	122 - 128	67	61	71
Small	9-10	134 - 140	72.5	63.5	76
Medium	11-12	146 - 152	76	63.5	81
Large	13-14	158 - 164	81	67.5	86.5
X Large	15 -16	166 - 169	86.5	72.5	91.5

This size guide is intended for reference only and sizing may vary according to the style, fabric and fit of the actual garment. Kindly contact your local CS Office for fitting samples if needed.

HEIGHT

How to Measure?
1. CHEST

Run a flexible tape measure across the fullest area of the chest, holding the tape measure horizontally

2. WAIST

Wrap the tape measure around the narrowest part of the waist, keeping the tape horizontally

3. HIP

Measure around the fullest part of your body at the top of your leg.

4. BODY HEIGHT
Between two sizes?

Do you like a tight fit? Go for the small size. Loving the looser fit? Go for the larger size.

SIZE	AGE (for ref only)	Height (cm)	Chest (cm)	Waist (cm)	Hips (cm)
X Small	1.5-2	90	48	48	58
Small	3	98	55	53	58
Medium	4	104	57	54	60
Large	5	110	59	55	62
X Large	6	116	61	57	65

This size guide is intended for reference only and sizing may vary according to the style, fabric and fit of the actual garment. Kindly contact your local CS Office for fitting samples if needed.